

QUANTUMLINK

The Commodore® Connection



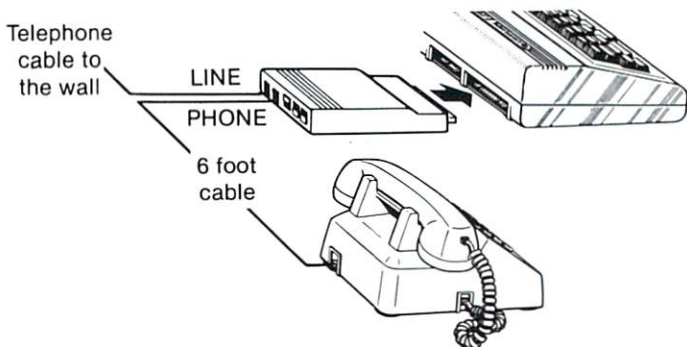
QUICK CONNECT GUIDE
For Your Commodore® Modem/1200

GETTING STARTED

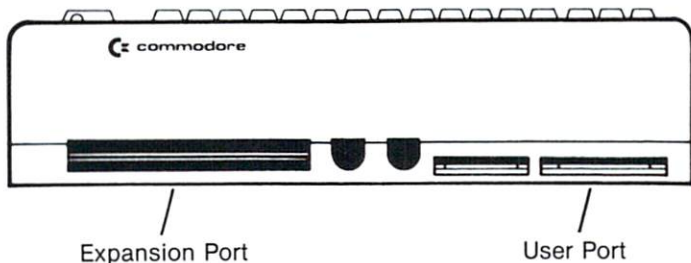
With Your New Modem

To set up your Commodore Modem/1200 (Model 1670) and connect to QuantumLink, follow these instructions:

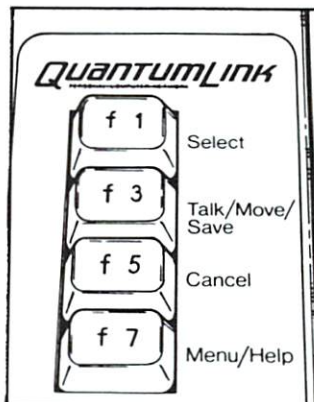
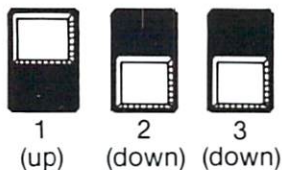
1. Make sure your computer, disk drive and monitor are turned OFF.
2. Insert one end of the telephone cord provided with your Modem/1200 into your telephone wall jack. Insert the other into the modem jack labeled LINE at the back of the modem.



3. If you intend to leave your Modem/1200 permanently connected to the telephone line, but would like to continue to use your telephone when the modem is not in use, plug your telephone's connector into the modem jack marked PHONE.
4. Insert the modem into the User Port (see diagram).



5. Check that the dip switches near the jacks on the back of the modem are in the following positions.



6. Put the QuantumLink command template over your function keys.

7. If you own a Commodore 64:
- Turn on the power to your computer, disk drive and monitor.
 - Insert the Q-Link program disk into your disk drive.
 - When you see READY on your screen, type:
LOAD "*"8,1 (and press RETURN)

If you own a Commodore 128:

- Turn on your monitor and disk drive
 - Make sure your computer is turned off
 - Insert the Q-Link program disk into your disk drive.
 - Turn on your computer
 - Your disk drive will *automatically* load Q-Link (no typing is needed)
8. When asked to identify your modem type, select Commodore 1670 and press F1.
9. When asked for your phone type, select PULSE and press F1. If you have a touch-tone phone, select TONE instead.
10. When asked for your local access number, check the listing of numbers in your Getting Started Guide, enter the access number for your city, and press F1. Then select SIGN ON TO Q-LINK and press F1.
11. Once you're connected to Q-Link, you should follow the instructions in your Getting Started Guide.

QUANTUMLINK™
The Commodore® Connection

8620 Westwood Center Drive • Vienna, Virginia 22180
703/448-8700

1-800-392-8200
(In Canada call 703-883-0788)

319899-01